



Q1 2015 Revenue

APRIL 29TH, 2015

Q1 2015 / Another quarter of strong growth

Revenue : €498M

- Reported growth: +53%
- Organic growth: +17%

Double digit growth in both Terminals and Payment Services

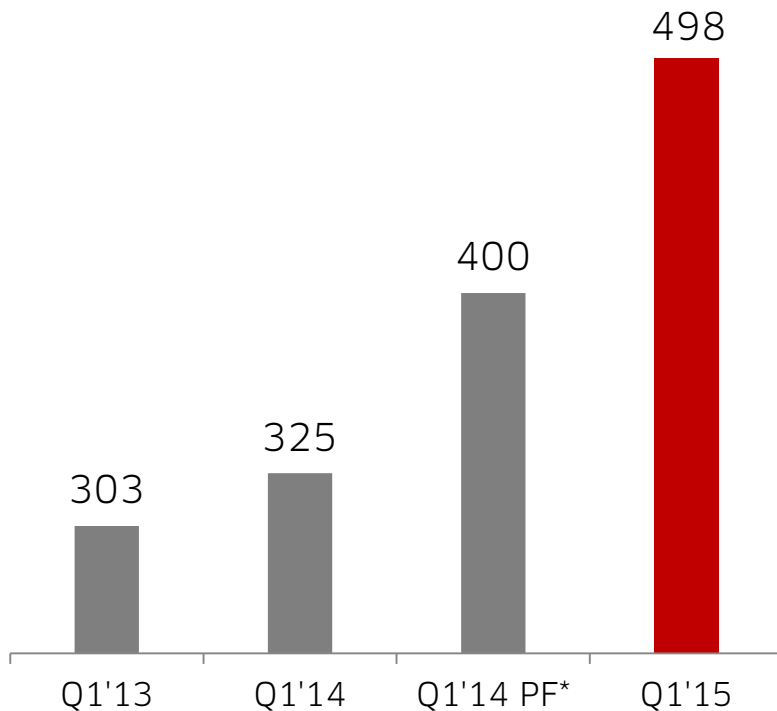
First steps towards the integration of payment acceptance into connected devices

Specified guidance for 2015

- Organic growth \geq 10%
- EBITDA margin c.21%

A very strong and sustained growth

Revenue (in M€)



Year-on year: +53%

- FX impact: +32M€

Like-for-like: +17%

By geographies

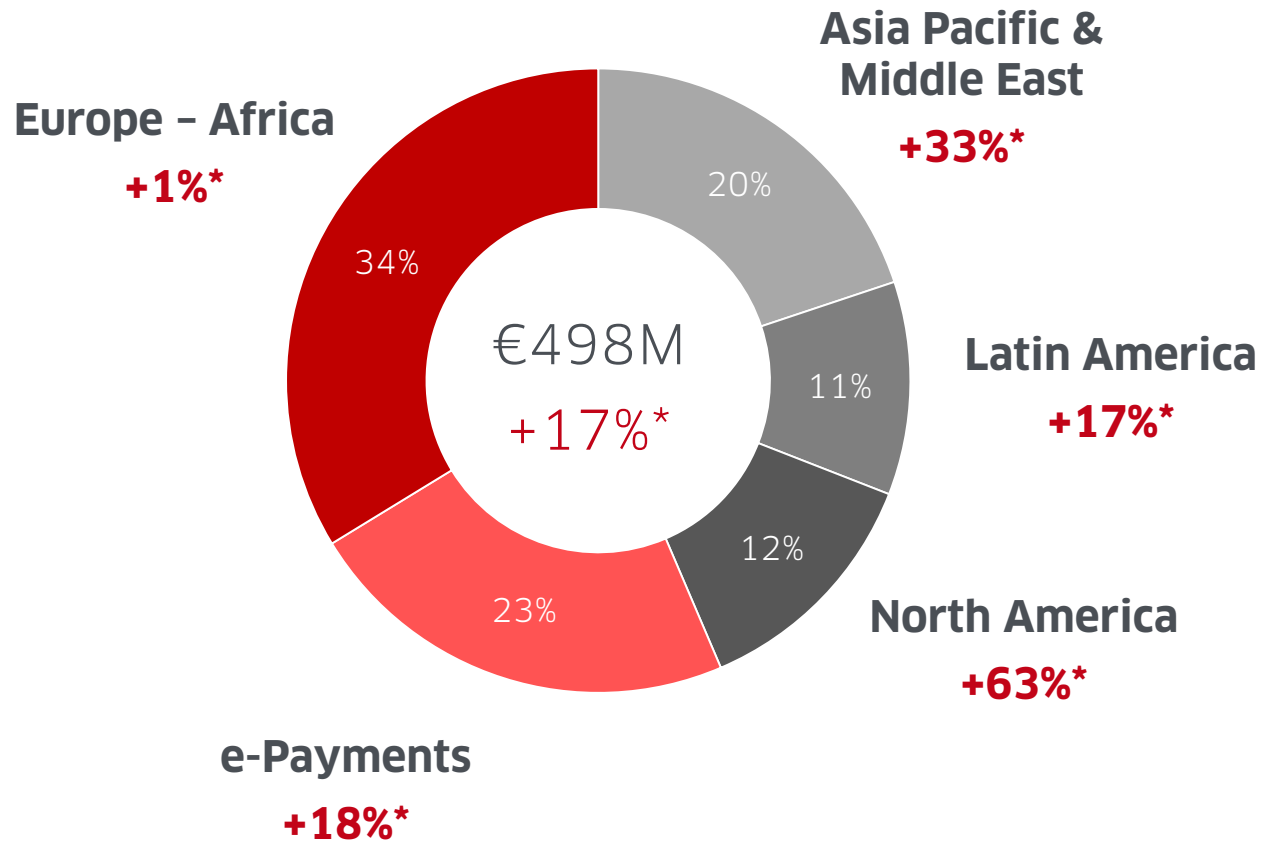
- Double digit growth across most regions

By business segments

- Terminals / +16%
- Payment Services / +17%
with e-Payments +18%

*2014PF revenue includes GlobalCollect contribution as of January 1st, 2014

A strong overall performance driven by a comprehensive coverage



*Growth rate at constant FX & scope

2015 / specified targets


Outstanding performance in Q1

- **Outstanding performance on both segments**
- **Business seems well oriented for the next months**

Specified FY15 guidance

- **Like-for-Like growth: $\geq +10\%^*$**
- **EBITDA margin: c. 21%**

** At constant exchange rate and based on FY14 pro forma revenue at €1.846bn (including GlobalCollect contribution acquired on September 30th, 2014)*



Appendix

2014 pro forma revenue / reflecting new organization

In M€	Q1'14 PF	Q2'14 PF	Q3'14 PF	Q4'14 PF	FY14 PF
Europe & Africa	168	181	182	197	728
APAC & Middle East	64	86	80	97	327
Latin America	45	49	50	61	205
North America	33	46	53	57	189
e-Payments	90	96	99	112	397
Total	400	459	464	524	1 846

**Growth rate at constant FX & scope*

2014 pro forma / including GlobalCollect in 2014

In M€	FY 2014 Pro forma	FY 2014 Reported
Revenue	1,846	1,607
Adjusted Gross Profit	807	735
<i>In % of revenue</i>	43.7%	45.7%
Adjusted OPEX	(446)	(411)
<i>In % of revenue</i>	24.2%	25.6%
EBITDA	415	377
<i>In % of revenue</i>	22.5%	23.4%
Adjusted EBIT	361	324
<i>In % of revenue</i>	19.6%	20.2%

*Growth rate at constant FX & scope